

Super Width High Speed Double Side Planer

Super Width-Working to 1,000 mm. (HK-1020W)

High Speed Feed to 40 M/min. (HK-635ARD)



The most heavy-duty, super width and high speed Double Surface Planer is available from HOLYTEK now! It has outstanding design features, such as: more powerful top and bottom feed rollers, disc feeding motor (635ARD), pneumatic brake motor (1020W), double chain system (1020W), infeed and outfeed roller tables, easy control rotation electric panel, side adjustable handwheel of jointing table and speed meter gauge, etc.

HOLYTEK



HOLYTEK

HK-1020W

Super Width

Super Heavy-duty, Super



S & J

Slideway Stabilizing Cylinders

Pneumatic cylinders control the compensation of elevation gear system



Rotational Control Panel

The rotational control panel provides easy adjustment and setting-up.


Double Surface Planer (Up to 1,000 mm Wide Stocks)

Superior Stability, Reduced Noise and Ruggedly Constructed.




Side View of the HK-1020W

- 1,000 mm width capacity. 8 spiral cutterhead. (standard)
- Infeed and outfeed support roller table.
- Double set of powerful top and bottom feed rollers - infeed and outfeed of thickening head - for wide workpieces.
- Main motor pneumatic brake. (standard)
- Powerful main motor - 30 HP, 40 HP (40HP,50HP optional).
- Pneumatic cylinders control the compensation of elevation gear system.
- Double chain system for powerful transmission.
- Hard chrome table and sectional infeed roller. (standard)



Unfinished and Finished Stocks Comparison.



Rear Cutting Mechanism

There are two feed rollers and two table rollers provided at the infeed and outfeed of the top cutterhead. All rollers are powered to assure more powerful and more stable feeding performance. They also make feeding of wider stocks easier.



Control Box

The electric control box is equipped standardly and meets CE regulations. The red signal shows over-load feeding clutch.



Double Chain for Transmission Mechanism

The transmission mechanism consists of a double chain and a sprocket which drives the double infeed and outfeed rollers.

SPECIFICATIONS:

MODEL	HK-1020W	HK-635ARD
Maximum width of plane	1020mm (40")	635mm (25")
Maximum height of plane	200mm (8")	200mm (8")
Minimum thickness of plane	10mm	10mm
Minimum length of plane	310mm	310mm
Number of knives	350pcs	180pcs
TCT knife size	TCT15x15x2.5mm	TCT30x12x1.5mm
Cutterhead diameter	φ 131mm	φ 126mm
Cutterhead speed	4000rpm	5000rpm
RPM of stepless variable speed	7-20m/min	7-40m/min
Dust hood outlet	6" x 4	6" x 2
Table surface	1016 x 2616mm (40"x103")	686 x 2616mm (27"x103")
Top cutterhead drive motor	40HP (50HP)	25HP
Bottom cutterhead drive motor	30HP (40HP)	20HP
Feed drive motor	7.5HP	5HP
Table elevation motor	1HP	1/2HP
Machine dimensions (LxWxH)	2750x1950x1900mm	2667x1145x1720mm
Net weight	6300kg	3000kg
Packing dimensions (LxWxH)	2850x2050x2050mm	2767x1245x1870mm
Gross weight	7000kg	3500kg

• All specifications, dimensions and design characteristics shown in this catalog are subject to change without notice.



Wider 8 Spiral Cutterhead (Standard)

The supporting base for 8 spiral cutterhead is standard. It ensures quieter operations even when working wider workpieces



Outfeed Support Roller Table

The model is equipped with infeed and outfeed support roller tables for infeeding and outfeeding wider stock.



Side Adjustable Work Bench

The side adjustable handwheel for easy setting-up of jointing table height. With worm gear system and mechanical digital readouts for micro-adjustment.



Main Motor Pneumatic Brake

The emergency stop main motor pneumatic brake meets CE regulations.

HOLYTEK HK-635ARD

High Speed Double Surface Planer (up to 40 M/min.)

High Efficiency, Superior Quality, Stable and Vibration Free at High Speed!



- 635 mm width capacity. Heavy-duty type spiral cutterhead standard.
- 5 table rollers and outfeed support roller table.
- 2 sets of powerful top and bottom outfeed rollers.
- Side adjustable work bench for jointing table.
- Rotational control panel for easy set up.
- Powerful disc feeding motor for high speed feed.
- Auto. lubricator for caterpillar chain and oil-filling system for all lifting slide seats.
- Hard chrome table and sectional infeed roller. (standard)



Rotational Control Panel

With digital control thickness setting-up as standard. Speed meter is available. Rotational panel for easy adjustment setting.




Powerful Disc Feeding Motor

A powerful disc motor is equipped as standard for high speed feeding (max. 40 m/min).



Double Set Outfeed Rollers

For easy and powerful feeding, HK-635ARD model employs powerful double set outfeed rollers which are ideal for wet timber processing or high speed feeding.




More Table Rollers

More table rollers are good for stock feeding.



Well Laid Out Pressure Spikes

The pressure spikes are in an overlapped layout with a minimum of gaps that hold the workpiece firmly and uniformly, ensuring shake free feeding even for short workpieces.




Outfeed Support Rollers Table

The outfeed support roller table is standard.



Fast and Convenient Belt Tension Adjustment

Simply loosen the lever to quickly adjust or replace the belt or pull out the bottom cutterhead.



Helical Cutterhead (Heavy-duty Type)

- The helical cutterhead is precision machined.
- The cutterhead provides extremely smooth and quiet cutting.
- Equipped with 30 x 12 x 1.5 mm. TCT knife tips.

HOLYTEK

HOLYTEK INDUSTRIAL CORP.

9F-I, NO. 400, SEC. 1, CHANG PING RD., TAICHUNG, TAIWAN,

TEL: +886-4-2245-2818 (REP.) FAX: +886-4-2243-6928

E-mail: holytek@ms13.hinet.net

<http://www.holytek.com.tw>

CAT NO:15080F