


Window construction  
without sanding between coats.

Q-FIN

**MARTIN**



# Q-FIN



Window processing without sanding between coats: that's Quality Finishing from MARTIN.

In window building sanding between coats is one of the least popular and most expensive work processes. But alongside the in-between sanding process, the frames also have to be transported, laid and turned. And that's all time-consuming work prone to damages. And above all it is expensive.

Here the effective "Quality Finishing" process can simply be used. Through the fine cross cutting the wood fibres which run lengthwise are cut at right angles. And that's at a definition, which cannot be reached with conventional methods. With subsequent applications of water-based preservatives and paints the fibres don't straighten up again and the surfaces remain smooth.

This way in-between sanding of surfaces which are prepared with the Q-FIN can be omitted almost completely and so the related handling naturally too. That leads to considerable lowering of production costs on the one hand and to a tangible quality increase on the other.



**Our technology for your success.**

You can operate the machine quickly, easily and in a targeted manner through the touch sensitive display. Easy to follow menus contribute to an effective setup time reduction and ensure first class working results. A powerful database allows the recording and storage of up to 100 programmes, which you can organise completely freely into 40 programme sets each with 24 programmes. So you are even optimally setup for a very comprehensive production range.



Roller support guide  
registered for patent

Modern touchscreen  
control

Workpiece dimensions of  
10 x 10 to 250 x 250 mm

# With a multitude of advantages to perfect surface.

Higher quality, lower manufacturing costs: that's Q-FIN.

But there's even more: Along with the noticeably improved quality and the lower manufacturing costs through the all-round wood protection your windows will have a higher lifetime, your workers will get a healthier workplace through less fine dust – all of these benefits are offered to you by the Q-FIN technology.

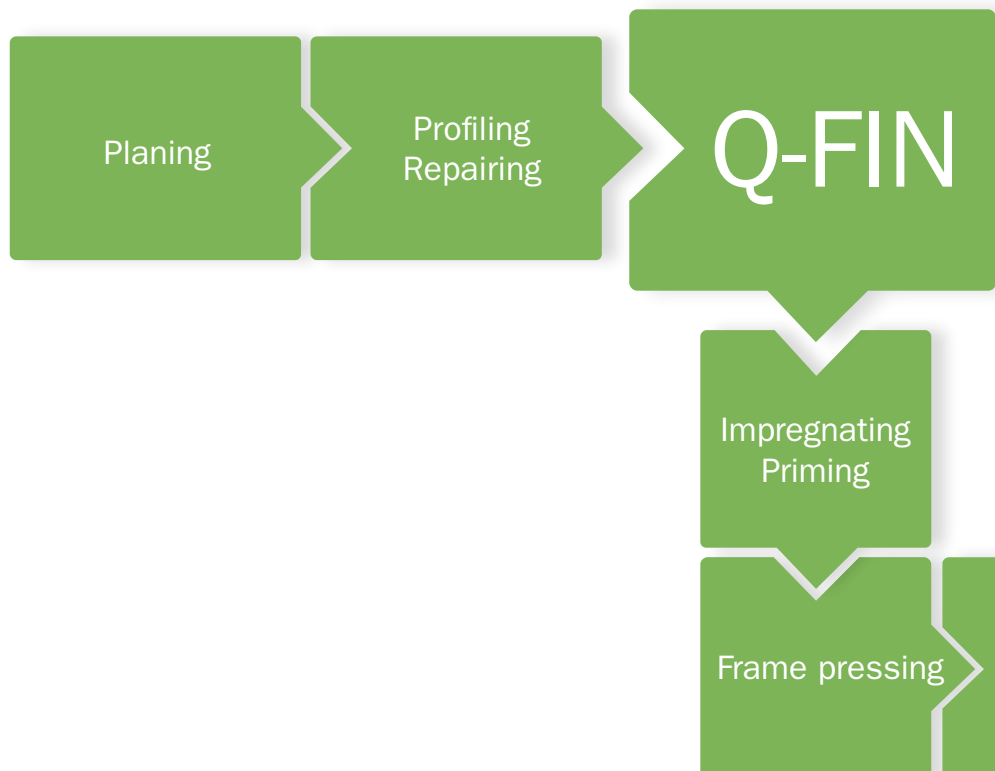
Today's broadly spread fine or hydro planing promises very smooth, and above all homogeneous wooden surfaces in window construction. The more unevenly the growth rings run, the larger the difference in hardness is between early and late wood and the more blunt the tool, the more uneven is the planing result that can be achieved. This leads to an uneven absorption behaviour of the wood and especially with dark coatings, to blotchy-cloudy surfaces. With Q-FIN you get evenly absorbing surfaces and so a perfect colouring.



## The surface of your products

**is the visiting card of your company.**

If so far windows have usually been seen as part of the substance of the building, these days they are increasingly gaining the status of a piece of furniture. Customers very consciously decide on high quality technical windows and naturally expect a correspondingly first class surface. The Q-FIN process enables, with significantly reduced effort, to get this first class surface.





**An overview of the process sequence.**


In modern manufacturing companies you will usually find one of the two production sequences outlined here. Where at the end it is irrelevant which sequence comes closest to yours, what's crucial is always that the Q-FIN can play out its strengths in virtually all conceivable scenarios.

## Reliability with our workpiece guidance.

The roller support guide registered for patent ensures that also workpieces with a very high centre of gravity run through the machine at a precise angle, reliably and safely and that both quality finishing units can work perfectly. Depending on the dimensions preselected the roller support opens or closes to the workpiece dimensions. The maximum working dimensions are 250 x 250 mm, the minimum 10 x 10 mm.

## An almost supernatural experience for window makers.

The experienced practitioner knows that wood wet with water soaks it up. The Q-FIN process breaks this rule. By finely cross cutting the work piece, the wood fibres that run lengthwise are cut microscopically at a right angle, this way the longitudinally oriented wood fibres are dissected so that they do not straighten up anymore. What's important here is to implement the cross cutting in a very definite way, which cannot be achieved with the conventional methods. A window section that has been treated with a water-based wood preservatives remains silky smooth without further treatment, so an in-between sanding is no longer required in the whole surfacing process.



# The best in-between sanding is the one that doesn't need to be done.

According to details from experts in the industry, sanding and handling costs make up more than 20% of the manufacturing costs of a wooden window. The work is unpleasant but still has to be carried out diligently. Often expensive, well qualified personnel are blocked from doing this work for other activities with more value creation.

The machine which can be operated via a large touchscreen is ideally deployed directly after the profiling. Then other paths are open to window construction. Either the frames are glued straight after the Q-FIN and then go into the surface. Or after Q-FIN and before gluing they run through a flow tunnel, are glued and then run into the surface. This holds the advantage that all six sides of the component are protected with impregnation.

The processing of individual window profiles is gaining ground through the possibilities of CNC-oriented production. The coating of individual profiles before assembly is then a further logical step. This promises along with a productivity which is improved once more especially a coating without weak points incorporated in the corner connections.

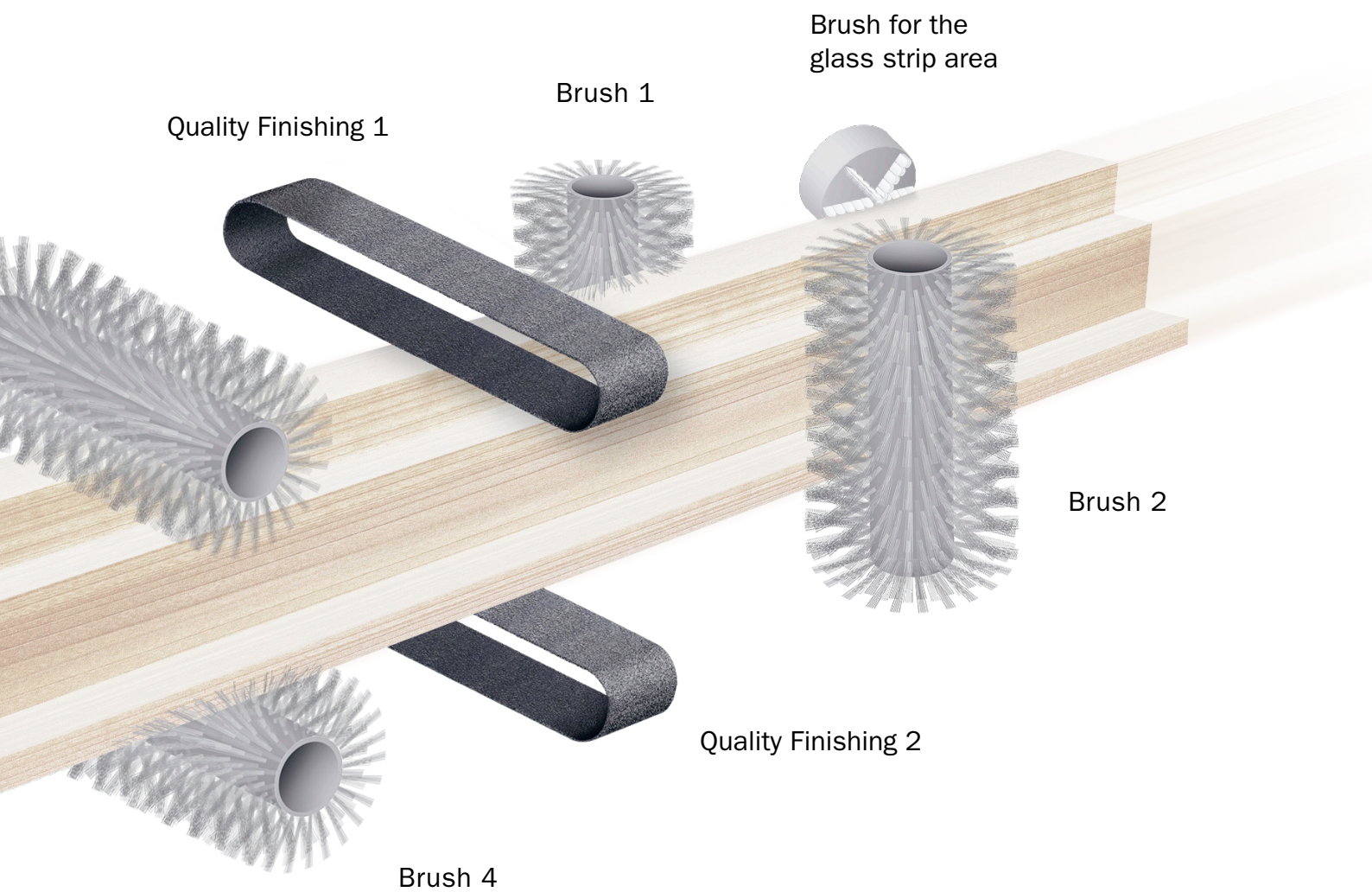
Whatever the situation in the respective company, the Q-FIN always brings huge costs benefits. Already from an annual production of around 1,500 windows the machine pays off in the shortest time.

The Q-FIN is the perfect machine for any operation, that wants to tap into tangible relief on the cost side while at the same time improving the surface quality. With the Quality Finishing process production cost savings and qualitative improvements add up in the ideal way.

Brush 3

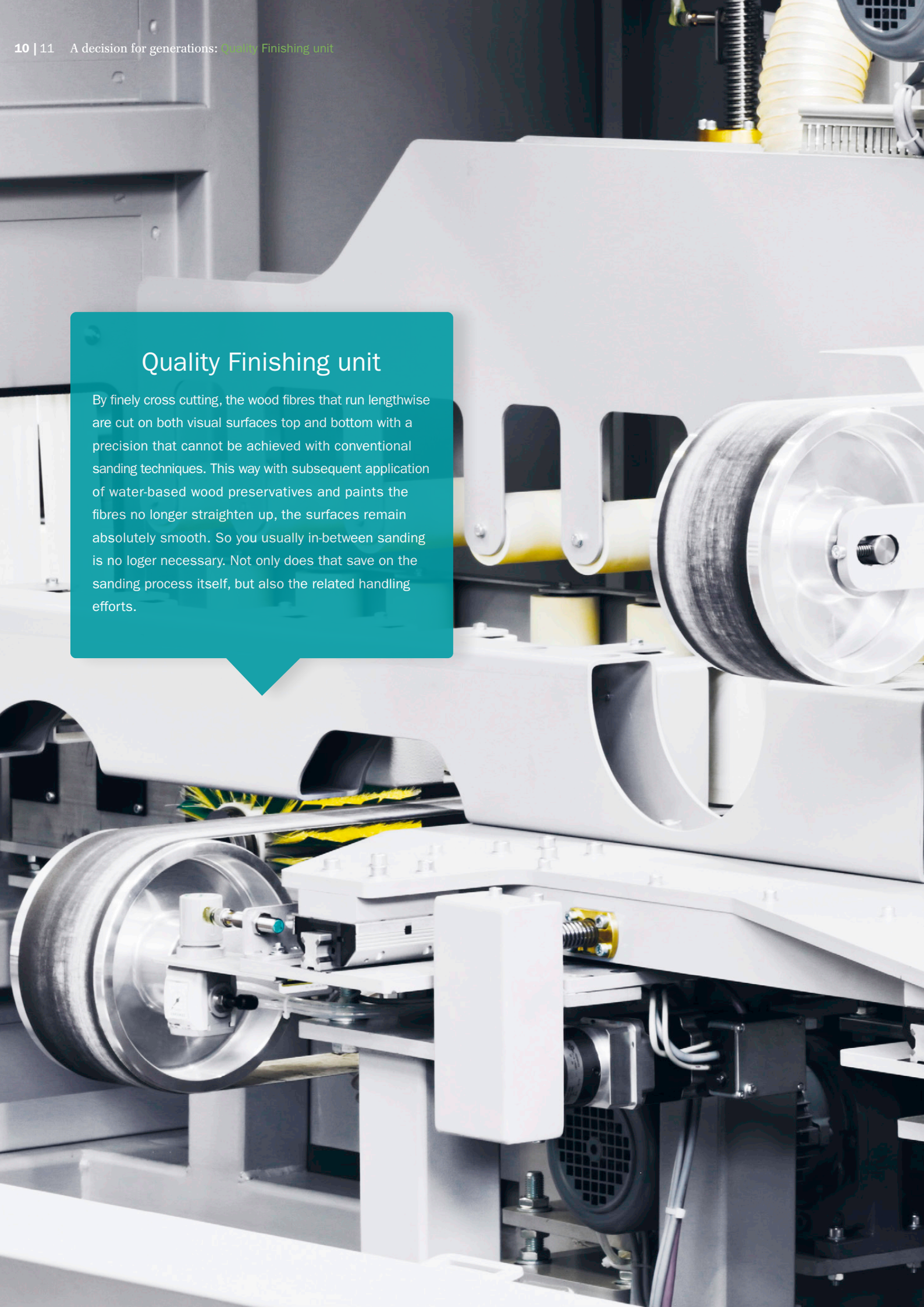






## Quality Finishing unit

By finely cross cutting, the wood fibres that run lengthwise are cut on both visual surfaces top and bottom with a precision that cannot be achieved with conventional sanding techniques. This way with subsequent application of water-based wood preservatives and paints the fibres no longer straighten up, the surfaces remain absolutely smooth. So you usually in-between sanding is no longer necessary. Not only does that save on the sanding process itself, but also the related handling efforts.





Hand wheel | Standard

## Perfection even in the transitions.

The brush units sitting on the left and right undertake the processing of the side profiles of the workpieces. Due to rebate formation here processing according to the Quality Finishing principle is not possible. Primarily both these units serve to clean the rebate zones as well as the transitions. The speed, the working angle and the position in relation to the processing scene of both side brush units can be regulated.



Quality Finishing unit | Standard

**Visit us at:**

Website



Facebook



YouTube



Brochure



Contact us at:  
+49 (0) 8332 911 - 0  
[sales@martin.info](mailto:sales@martin.info)

**MARTIN**