

Effective suction performance with compact design

Paint-fog extraction wall ColourMax



Schuko ColourMax – quality at a sensational price!

- Legal requirements are becoming ever stricter and sensitive to environmental considerations. A painting area without paint contamination, and working conditions that do not risk the health of you and your staff, are now becoming an absolute necessity.
- Schuko has developed sensationally economical dry paint-fog extraction wall in the form of the COLOURMax. Just right for smaller companies or a second workplace.
- **Right price and high Schuko-Quality**
With the Schuko COLOURMax, not only the price is right. You enjoy proven high Schuko quality at the most economical price possible. Even if you only carry out spray work occasionally, there is now no longer any reason to do without a paint spray suction panel for reasons of cost or space.
- Your workshop, your staff, your neighbours and your own health will all feel the benefits.

The benefits at one glance:

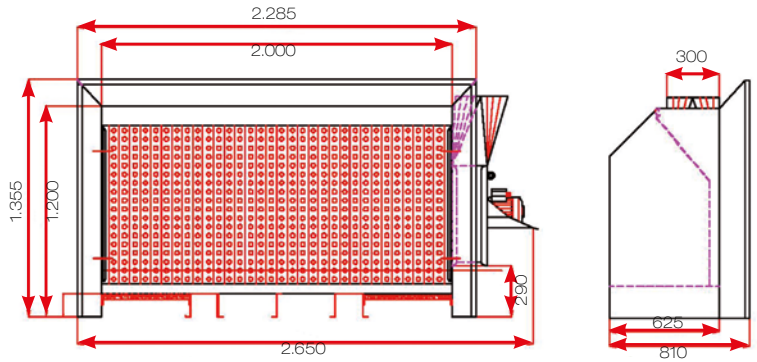
- effective aspiration performance
- integrated underfloor suction
- large filter surface area, providing optimum collection of paint particles
- economical, easily replaceable filters
- low energy consumption
- low maintenance
- Installation depth of only 800 mm for installation directly against the wall
- easy installation
- comprehensive service network for fast, expert service

Schuko

Dust extraction and filter technology

Technical data Schuko ColourMax

Article No.:	517 100
Motor revs:	2,860 rpm
Protection type:	EExe, II, Atex Zone 2/3G/T3
Power consumption:	1,5 kW
Voltage:	3 Ph \approx 400 V, 50 Hz
Nominal volume flow:	3,600 m ³ /h
Surface area:	2 m ²
Exhaust duct \varnothing :	300 mm
Dimensions L/W/H:	2,650 x 810 x 1,355 mm
Weight:	170 kg
Filter mat (surface area):	Art-No: 517 110
2,000 x 1,000 mm (1 piece)	
normal flammability according to DGVU-I-209_046	
In case of repeat orders we deliver 10 meters	
Filter mat (internal): green/white	Art-No: 517 120
Paint Stop 2,300 x 1,500 mm (1 piece)	
Fine dust filter according to ISO ePM10 50 %	
2,300 x 1,500 mm (1 piece)	Art-No: 527 750
Push-in floor filter:	Art-No: 517 130
500 x 500 x 20 mm (2 pieces)	




The fan, which normally is placed on the right side of the ColourMax, can be turned backwards about 90°. Then the vent connection will point rearward horizontal.

In special cases the fan can be installed separately from the ColourMax. The connection between extraction wall and fan will be manufactured by pipes.

Applications of the ColourMax can be increased by the installation of an undercarriage (Artikel-No. 517 140).

Equipment:

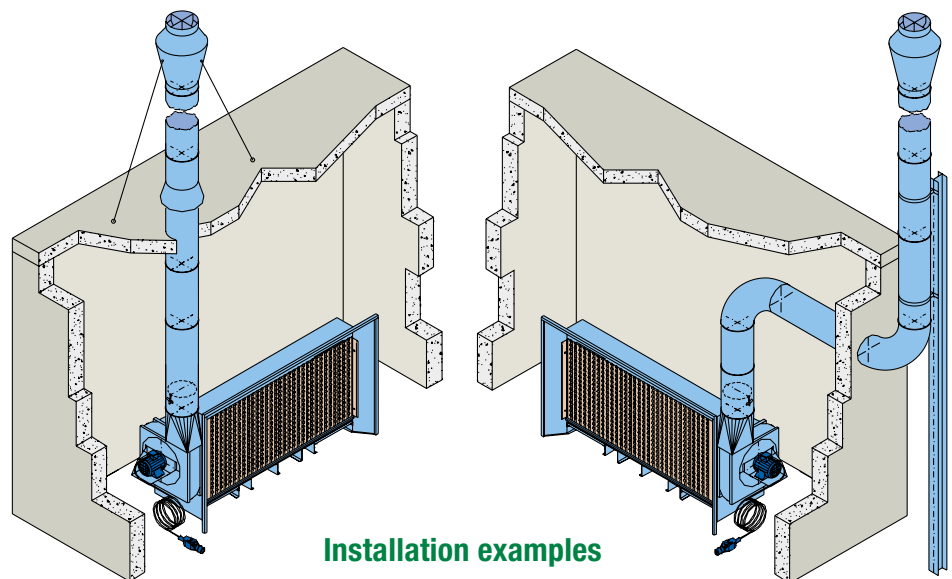


Water troughs with grates
Art.-No. 517 400



Pivoted workpiece support
Art.-No. 517 300

Engine with mit 2 rotational speeds
1425/2860 rpm, 0,65/2,4 kW,
400 V, 50 Hz,
Art.-No. 517 770



Installation examples

Schuko ColourMax
with air exhaust through the roof.

Schuko ColourMax
with air exhaust through the wall.



Schuko International GmbH & Co. KG
Heinrich-Schulte-Südhoff Str. 1
DE 14959 Trebbin, Germany
☎ +49 (0)33 731 / 77 77 - 94 or 95
Email international@schuko.de

www.schuko.com