

SawGear Touch®

Introducing SawGear Touch®, a feature rich touch screen controlled automated stop that easily attaches to your existing saw. SawGear Touch® offers repeatable accuracy of $\pm .008"$ and eliminates the need to rely on tape measures and manual fences. It includes Crown+MiterPro Software, Framing Software, and more.



TigerStop®
fast and accurate...every time



Touch Screen Automation for Any Sized Shop

Add a SawGear Touch® on to your new or existing machine tool. Type in your desired measurement, place your material, and press start. Say goodbye to your tape measure. It's that simple.

Zero Set Up Time

Do away with "measure twice, cut once". Stop relying on tape measures, manual stop blocks, and clamps in your manufacturing process.

Easy Upgrade Path

Simply swap out your old SawGear power head with the NEW SawGear Touch® power head to access its amazing features and functionality!

100% Accuracy

The parts you cut today will be as accurate as the parts you cut next week, next month, and next year.

No More Rework

Quality control starts with SawGear Touch® by TigerStop.

Increased Productivity

Keep your operators in the money making zone, cycling your saw, not walking back and forth measuring and marking material, double checking measurements, or worse, performing rework.

Easy to Operate

Any operator can be trained to use a SawGear Touch® to position material in under 10 minutes. A novice can learn to hang crown molding, trim, or baseboard, in less than 30 minutes!

Improved Yields

Raw material costs are rising. Using a SawGear Touch® maximizes yields and adds profits to your bottom line.



CONFIGURE A SAWGEAR TOUCH® IN 3 EASY STEPS.




Build your very own by visiting:
www.configurator.tigerstop.com



Choose Your Tools.

SawGear Touch® easily adapts to most cold saws, chop saws, miter saws, upcut saws, and more!



Choose Your Tables:




Solid, Steel Roller, and Plastic Roller


Portable Tables

Choose Your Accessories.

SawGear Touch® can be configured with various pusher foot options and software options.



Crown Molding Foot



Standard Pusher Foot

Learn more: www.tigerstop.com

SawGear Touch® has many software features to keep you fast and accurate...every time



Framing Software + Rabbet Compensation:
Great for Window and Door Manufacturers,
Picture Framers, and More.



Single Miter Compensation Software:
Stay Accurate When Mitering



Crown+Miter Pro Software:
Now Anyone Can Easily Cut Crown Molding, Trim, and Baseboard



Optional Cut List Downloading Software:
Quickly Send Jobs to Your SawGear
Touch® For Processing

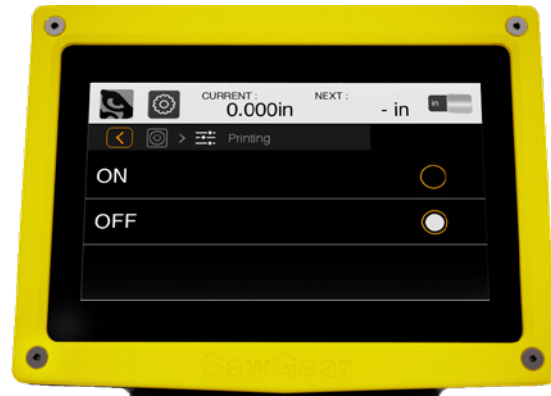


Optional Optimization Software:
Get Higher Yields Than Ever Before

Additional Features and Benefits:



Easy Upgrade Path:
Swap Your Old SawGear Power Head
for the NEW SawGear Touch®



Label Printing Options



Increments Button



**Easily Toggle Between Metric
and Imperial Measurements**



Languages:
English, Spanish, French, Dutch,
and German

- Converts Between Fraction and Decimals
- Repeatable Accuracy of +/- .008"
- And Many More Features.

TigerStop Product

COMPARISON CHART

| Product | Max Load Push | Power Requirement | Drive Type | Accuracy | Working Length |
|---|-------------------------|--------------------------------|---|-------------------------|-----------------------------|
|  TigerSPC | Caliper | 2 AA Battery | 32mm Belt Steel Reinforced | +/- .008" +/- 0.2mm | 0' - 20' 0m - 6m |
|  SawGear | Stop Only | 110 Vac | 32mm Belt Steel Reinforced | +/- .008" +/- 0.2mm | 8' - 20' 2.4m - 6m |
|  SawGear Touch | Stop Only | 110 Vac | 32mm Belt Steel Reinforced | +/- .008" +/- 0.2mm | 8' - 20' 2.4m - 6m |
|  TigerCrossCut | Stop Only | 110 / 240 Vac | 3/4" Hi-Lead Screw | +/- .003" +/- 0.08mm | 10' 3m |
|  TigerFence | Stop Only | 110 / 240 Vac | 3/4" Hi-Lead Screw | +/- .003" +/- 0.08mm | 51" or 70" 1.29m - 1.77m |
|  TigerStop | 180 LBS 81 KG | 110 / 240 Vac | 32mm Belt Steel Reinforced | +/- .004" +/- 0.1mm | 4' - 30' 1.2m - 9.1m |
|  TigerRack | 720 LBS 326 KG | 110 / 240 Vac | Rack & Pinion | +/- .008" +/- 0.2mm | 12' - 108' 3.7m - 32.9m |
|  TigerTurbo | 840 LBS 381 KG | 110 / 240 Vac | 75mm Belt Steel Reinforced | +/- .008" +/- 0.2mm | 12' - 42' 3.7m - 12.8m |
|  HeavyDuty 2 | 2100 LBS 952 KG | 110 / 240 Vac | Rack & Pinion | +/- .008" +/- 0.2mm | 12' - 108' 3.7m - 32.9m |
|  TigerSaw 1000 | 2100 LBS 952 KG | 208 / 480 Vac | 32mm Belt Steel Reinforced or Rack & Pinion | +/- .012" +/- 0.3mm | 8' - 108' 2.4m - 32.9m |
|  TigerSaw 2000 | 2100 LBS 952 KG | 208 / 480 Vac | 32mm Belt Steel Reinforced or Rack & Pinion | +/- .012" +/- 0.3mm | 8' - 108' 2.4m - 32.9m |
|  TigerSaw Miter | 2100 LBS 952 KG | 230 Vac | 32mm Belt Steel Reinforced or Rack & Pinion | +/- 0.1° +/- .008" | 8' - 108' 2.4m - 32.9m |
|  AutoLoader | 5x100 LBS 5x45.36 KG | 110 / 240 Vac 208 / 480 Vac | Pneumatic | N/A | 4' - 30' 1.2m - 9.1m |



National Institute of Standards and Technology Certified.
• Made in USA from domestic and foreign components.

TigerStop USA
12909 NE 95th Street
Vancouver, WA 98682
P: 360.254.0661 • F: 360.260.0755

TigerStop Europe
Bedrijvenstraat 17 NL-7641 AM Wierden
Nederland
P: +31.546.57.51.71