


# CENTATEQ P-100

**All in one powerful CNC processing centre.**  
3-/4- and 5-axis range | CE version





# Building living spaces.

**From furniture to homes: The future is built with wood.**

Together, HOMAG, WEINMANN, SYSTEM TM and KALLESOE provide comprehensive production solutions for manufacturers of optimized timber, engineered wood, timber construction, interior fittings, furniture and more. With over 500 years of combined experience in machinery engineering, automation systems, and software technology, our focus is on building strong partnerships that enhance your productivity, precision, and profitability.

This is how we are Building living spaces. Together, with you.

**HOMAG – YOUR SOLUTION**

## **High-precision CNC solutions.**


Dimensional accuracy, repeat accuracy, fits – precision is the top priority in CNC machining. That's why we offer superior technology and individual equipment for the high-precision production of furniture, interior fittings and construction elements – with three, four or five axes.

To ensure that your individual furniture transforms rooms into living spaces in the future, too.

**Building living spaces.**

## **Building precision.**

# A millimeter off is a world apart.







# CENTATEQ P-100 – small space, big possibilities

The CENTATEQ P-100 is a highly efficient, CNC Processing center available to perform 3-/4- and 5-axis applications.

## YOUR SOLUTION

### CONTENTS

06	Highlights
07	The models
08	Concept
10	Quality
12	Applications
14	HOMAG drilling technology
16	Routing spindles
18	Tool changer systems
20	Aggregates
24	Console table
28	Software
32	Safety
34	Handling
36	Technical data
39	Life Cycle Services



## CENTATEQ P-100

### Good for all axes

The CENTATEQ P-100 is a highly efficient, CNC Processing center available to perform 3-/4- and 5-axis applications, Machine processing length is 10 feet, can perform routing up to 1600 mm in Y direction and a software optimized working field in all the variants.

The tool changer and integrated tool management system optimises CNC operations and maximises performance. With a strong focus on precision and durability, this machine is built to deliver top-notch results consistently.

With its compact design and efficient features, the CENTATEQ P-100 is the perfect choice for small to medium-sized workshops for cabinets, interior decoration, building components and similar products

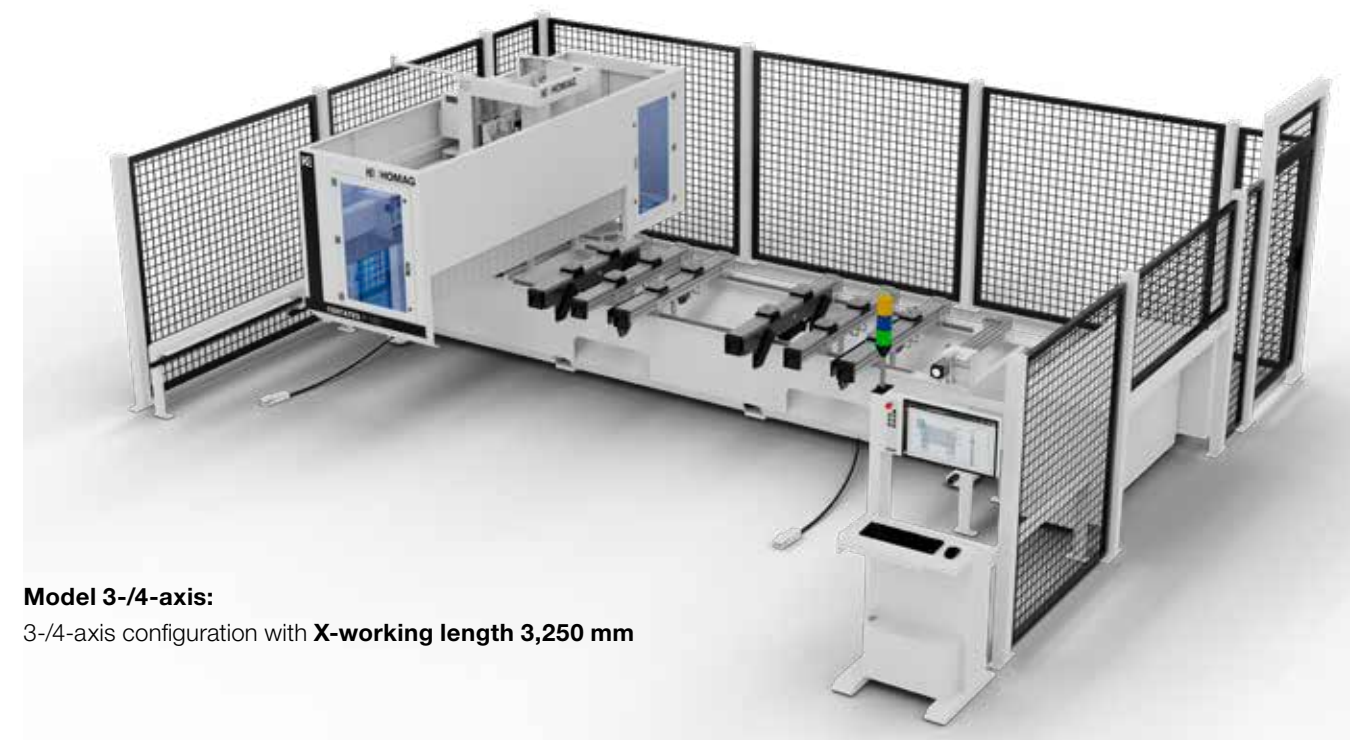
It provides reliability, productivity, and operator-friendly functionality while minimizing space requirements.

#### HIGHLIGHTS


- **3-/4- and 5-axis applications**
- **Customizable with multiple configurations**
- **Versatile processing center with 4-field loading**
- **Routing up to 1,600 mm in Y-direction and a software optimized working field**
- **Up to 2,100 mm loadable piece**
- **Right speed for every drillbit thanks to programmable variable drillblock motor speed**
- **Drillblocks up to 21 vertical spindles and horizontal spindles + grooving saw**
- **Automatic spindle clamping system for precise depth**
- **Quick and effortless positioning of the vacuum cups**
- **Integrated woodWOP programming system, one of the software platforms with the widest use in woodworking**

## Bet that a model of the CENTATEQ P-100 is just right for you....!

The requirements of the market are diverse, and so are our solutions. For the implementation of individual wishes, we offer very flexible configurable models. Choose exactly what suits you from a wide range of tables, technical configurations and safety technology.



**Model 3-/4-axis:**  
3-/4-axis configuration with **X-working length 3,250 mm**




**Model 5-axis:**  
5-axis configuration with **X-working length 3,100 mm**





# The CENTATEQ P-100 concept

## 3-/4- and 5-axis technology



Smart support for support and maintenance using the service pad and display of machine status on smart devices.



- 1 Optimal view with a large viewing window to ensure maximum protection for the operator
- 2 Router spindle
- 3 Configurable with different drill blocks
- 4 Moveable control panel with powerTouch
- 5 Traveling rotary tool changer
- 6 a) Z1- and Z2-axis: 5-axis machine  
b) Single Z-axis: 3-/4-axis machine
- 7 Linear fixed tool changer + integrated tool pickup station
- 8 Tubeless console table with free positionable pods



# Quality: today for tomorrow

**HIGH STANDARDS:** You require a suitable basis in order to provide highest performance. We rely on high-quality and proven components, so that you are perfectly equipped right from the beginning.



- Linear guiding system**
- Long-lasting linear guiding system with sealings
  - High-quality protection against dust and dirt
  - Provides sustainable exactness



- Operator terminal**
- powerControl with powerTouch
  - 24" Full-HD multitouch display
  - USB frontside bus
  - Ethernet connection 10/100 Mbit
  - Inclusive flexible, mobile hand-terminal for easy operation




**Closed cable duct**  
Cable routing protected from dust and chips (X-Y)



# Energy efficiency

Effective dust extraction at low extracted volume thanks to optimized capture and removal of chips. Reduced power consumption thanks to stand-by operation of all power components via pushbutton or automatically according to time interval. Reduced compressed air consumption due to optimized pneumatic components.

**Suction hood control**  
Central connection for dust extraction. By moving the slide only the active processing unit is suctioned at a time.



**Always in the right position**  
Effective dust extraction at low extracted volume thanks to optimized capture and removal of chips. The hood can be adjusted in steps and adapts to the workpiece thickness.



- ecoPlus – energy saving function**
- Simple activation of the stand-by mode
  - Vacuum pump is switched off (savings of up to 12%)
  - Reduction of compressed air (savings of up to 6%)




# Whatever you want

## The world of flexibility

Deciding in favour of a HOMAG machine means investing in a highly efficient processing center with the capability to fulfil wide-ranging different manufacturing requirements. Each machine is a complete system guaranteeing maximum output and efficiency every time – no matter how individual your production requirements are.

### 3- and 4-axis applications



Profiling furniture fronts



Routing lock cases



Cutting mitre cuts




Cutting recesses for connecting fittings

### 5-axis applications



Mitre cut with high cutting depth for frames



Routing of a dovetail joint for upright / transom constructions




Chamfer trimming on a table top



Square corner routing for a glass rebate



Lock case routing



Step drilling for drill-in hinges



Precise, splinter-free mitre cuts




Holes for piling at narrow angles



# HOMAG drilling technology

## The best of the best

High-speed drilling technology with automatic spindle lock and weldon change system.  
Precise drilling, fast cycles, maintenance-free and durable construction.




- Drilling gear V8/H6GX (option)**
- 14 drilling spindles [high-speed 7,500]
  - 8 vertical drilling spindles
  - 4 horizontal drilling spindles in X
  - 2 horizontal drilling spindles in Y
  - Groove saw Ø 100 mm in X Direction




- Drilling gear V12/H8GX (option)**
- 20 drilling spindles [high-speed 7,500]
  - 12 vertical drilling spindles
  - 4 horizontal drilling spindles in X
  - 4 horizontal drilling spindles in Y
  - Groove saw Ø 100 mm in X Direction



- Drilling gear V21/H8GXY (option)**
- 29 drilling Spindles [high-speed 7,500]
  - 21 vertical drilling spindles
  - 6 horizontal drilling Spindles in X
  - 2 horizontal drilling Spindles in Y
  - Groove Saw Ø 125 mm (0/90°)



Weldon change system for a drill change with tools




**Automatic spindle lock**  
Exclusive System from HOMAG for a drilling depth that is always accurate for numerous different materials. With speeds from 1,500–7,500 rpm for high feed speeds or short drill cycles.



# Main spindle technology

We are setting standards with our main spindle technology, increasing the performance and flexibility of our machines. Our highlights are the vibration sensors to prevent damage to the milling spindles and the 5-axis technology. Select the spindle suitable for your current and future product range.




**Spindle sensor**  
Routing spindles with hybrid bearings offer a long service life. An additional vibration sensor (option) detects tool unbalances and protects the spindle against overloading, due to high feed speeds for example.

# Routing spindle



- Configuration**
- Option: powerful 12 HP (9 kW) HSK air cooled routing spindle
  - Option: spindle with interface for C axis



**Option: The smart DRIVE5CS 5-axis-head**  
Compact design with short power transmission. Comprehensive technology on small space without limits regarding the processing range. Liquid-cooled spindle for efficient operations. The short design provides more space for processing (e.g. with a 350 mm saw blade, under the hood).



# Tool changer systems

## Simple flexibility

All neatly stored away for quick access. Tool changers provide the basis for the flexible deployment of tools and units, also for large saw blades or heavy processing tools. Right from the beginning you get up to 18 tool changing places.



Linear changer (option for 3-/4-axis model)

- 1 Tool change magazine, with 10 slots and integrated tool transfer station, laterally mounted
- 2 One slot is prepared to accommodate a saw with a diameter of 350 mm



8-fold tool changer



Tool pick-up station

- Safe and quick fitting of the tool change magazine
- High safety by sensor monitoring if the tool pick-up station is free or occupied

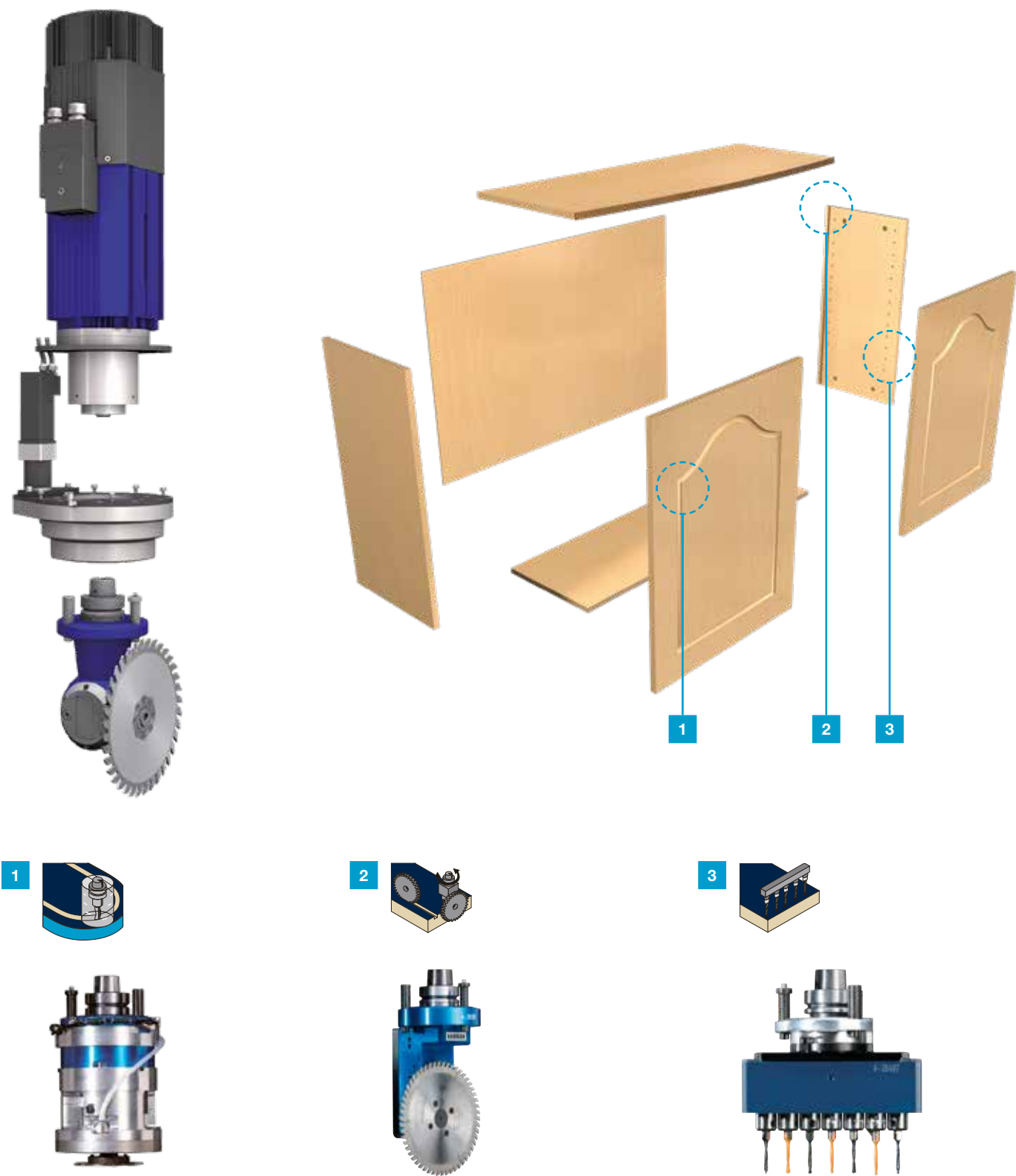


Tool length control (option)

- Suitable for length measurement of shank tools
- Following the tool change via the tool pick-up station a tool length control is carried out and compared with the integrated tool database



**Option: C-Axis – get the aggregates!**  
Range of modular units for flexible working



**Lock case machining**  
Using the example of a room door with a light cutout



**Holes for hinges**  
Using the example of a door with rebate



# Options: Aggregates

Sawing, drilling, trimming, sanding – at the highest level of perfection




### Drilling/trimming unit, four spindles

Four different drilling and trimming tools are available without a tool change via the four-sided spindle outlet. Continuous shaft for increased rigidity and processing without changing the direction of rotation when using left-rotating and right-rotating tools, e.g. for cut-outs for door hinges. Available in two lengths.



### Saw/drilling and trimming unit as standard or high performance

Combination unit for using two tools for drilling, trimming and sawing without a tool change. The robust and compact design also enables trimming at a tight angle to the workpiece.



### High-performance sawing/drilling and trimming unit

This combination unit in high-performance design offers greater power reserves and is also suitable for the continuous use of two tools for drilling, trimming and sawing.



### Swiveling sawing/drilling and trimming unit as standard or high-performance version

For saw cuts at an angle of 0° to 90° and bore holes or trimming at an angle of 0° (vertical) to 100° (horizontal). This enables custom-fit shift cuts, bore holes and trimming. The high-performance version offers sufficient stability even for light trimming work.



### Orbital sanding unit

Sanding unit for the smoothing and sanding of molded parts and edges. Ideally suited for use in five-axis processing centers. With commercially available components with a diameter of 125 mm, the grain size of the sanding equipment and the flexibility of the disc can be easily adapted to the application.





# Accurate and safe with the console table

The classic vacuum system. The vacuum cups are infinitely variable in position and provide clearance for the use of tools as well as for the offcuts. Precise positioning is supported as standard by measuring tapes.



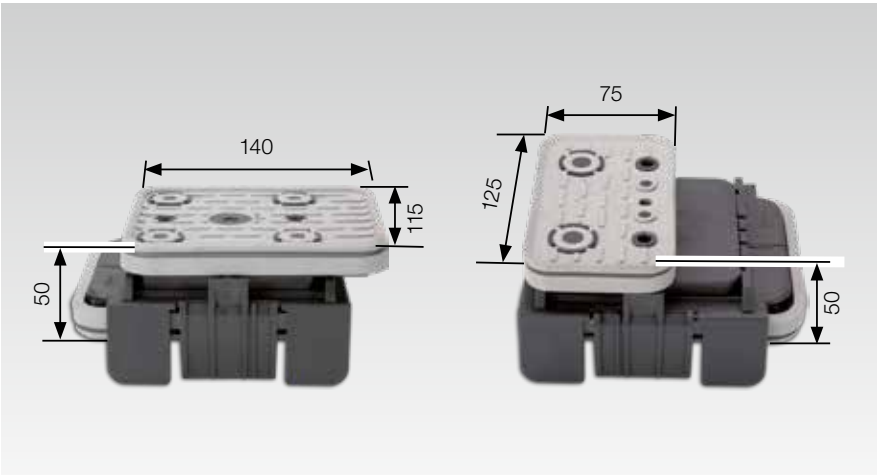
3-/4-axis machine console system suitable for 50 mm height vacuum cups

- 1

Consoles with vacuum cups
- 2

Workpiece feeding rail – 4 solid insertion aids facilitate the “loading” of heavy workpieces
- 3

Measuring tape – for easy positioning of the suction cups



12 vacuum cups (140x115x50 mm)  
4 narrow vacuum cups (125x75x50 mm)



**Electronic cylinder surveillance**  
Enhanced security with the electronic surveillance of lower cylinder positions at all integrated stops




5-axis machine console system suitable for 100 mm height vacuum cups

- 1


Consoles with vacuum cups
- 2

Workpiece feeding rail – 4 solid insertion aids facilitate the “loading” of heavy workpieces
- 3

Measuring tape – for easy positioning of the suction cups



12 vacuum cups (160x115x100 mm)  
4 narrow vacuum cups (125x75x100 mm)



**Solid stop system (rear, side, front)**  
Pneumatically lowerable solid stops incl. electronic end position monitoring



# Accurate and safe with the console table

The clamping equipment can be used in any number and in any location on the consoles. Application-optimized stops and insertion aids ensure precise placement and positioning of the components.




**Workpiece feeding rail**

Solid feeding rails to ease placing of heavy workpieces. 4 solid feed rails facilitate the 'loading' and removal of heavy workpieces.




**Option: Laser positioning**

Simple positioning of the vacuum cups through the pin laser. The workpiece contour can be "moved" as a positioning aid for free-formed workpieces.



**Option: Vacuum connections**

- E.g. for templates and clamp type multi clamps



**Option: Multi clamping system**

E. g. for frames and small parts



**Option: Base plate module**

For mounting on the consoles as the basis for special clamping fixtures.

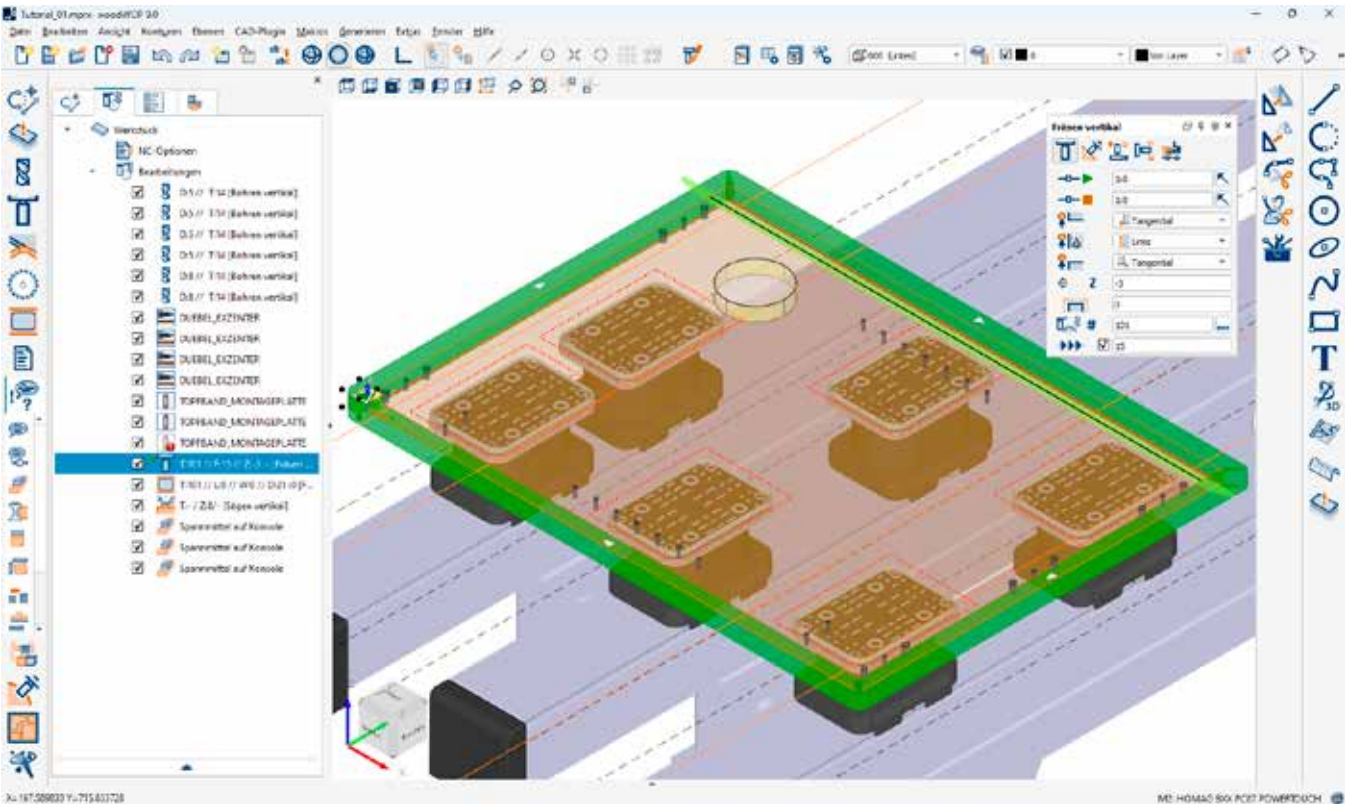


# HOMAG software solutions

## The basis for simple and efficient operation

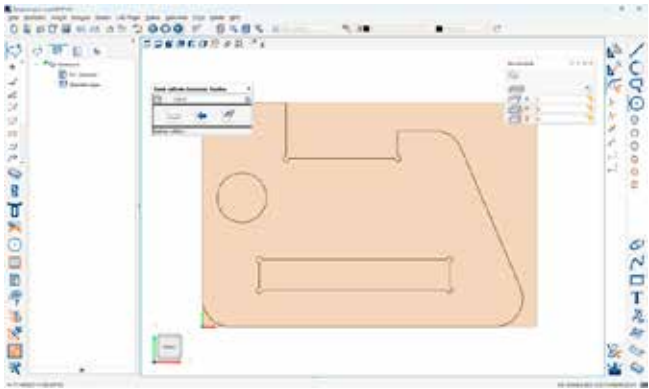
Our processing centers are one thing – the software to operate them conveniently and easily day-to-day is another. HOMAG software and control modules ensure maximum flexibility and operational safety. Naturally with HOMAG:

Interfaces to external programming and construction systems, auxiliary programs for nesting and modules for machine monitoring and performance tracking.



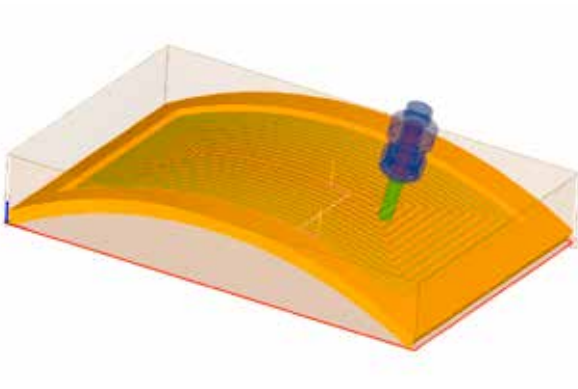
### woodWOP – efficient thanks to fast programming

- Fast and intuitive operation thanks to simple, direct navigation
- Select from a choice of variables for flexible variable programming
- Quickly create individual subprograms
- Increased programming security through 3D images of workpieces, processing and clamping equipment
- Very easy to use through infinitely adjustable windows, multi-screen capability, language-neutral input screens, help images, etc.
- The largest online forum for CNC programming is: [forum.homag.com](http://forum.homag.com)




### woodWOP CAD-Plugin

- CAD functions integrated directly into woodWOP
- Creation of your own CAD drawings on the machine and the work preparation station
- Import of CAD objects in the formats DXF, IGS, STP, STL



### woodWOP CAM-Plugin

- CAD/CAM functions directly integrated into woodWOP
- Rapid construction of 3D surfaces in the CAD plugin or by importing 3D models
- Automatic generation of the milling paths for roughing, finishing and formatting 3D objects
- Safe work, because the milling paths and the overrun movements are displayed graphically and simulated in woodWOP



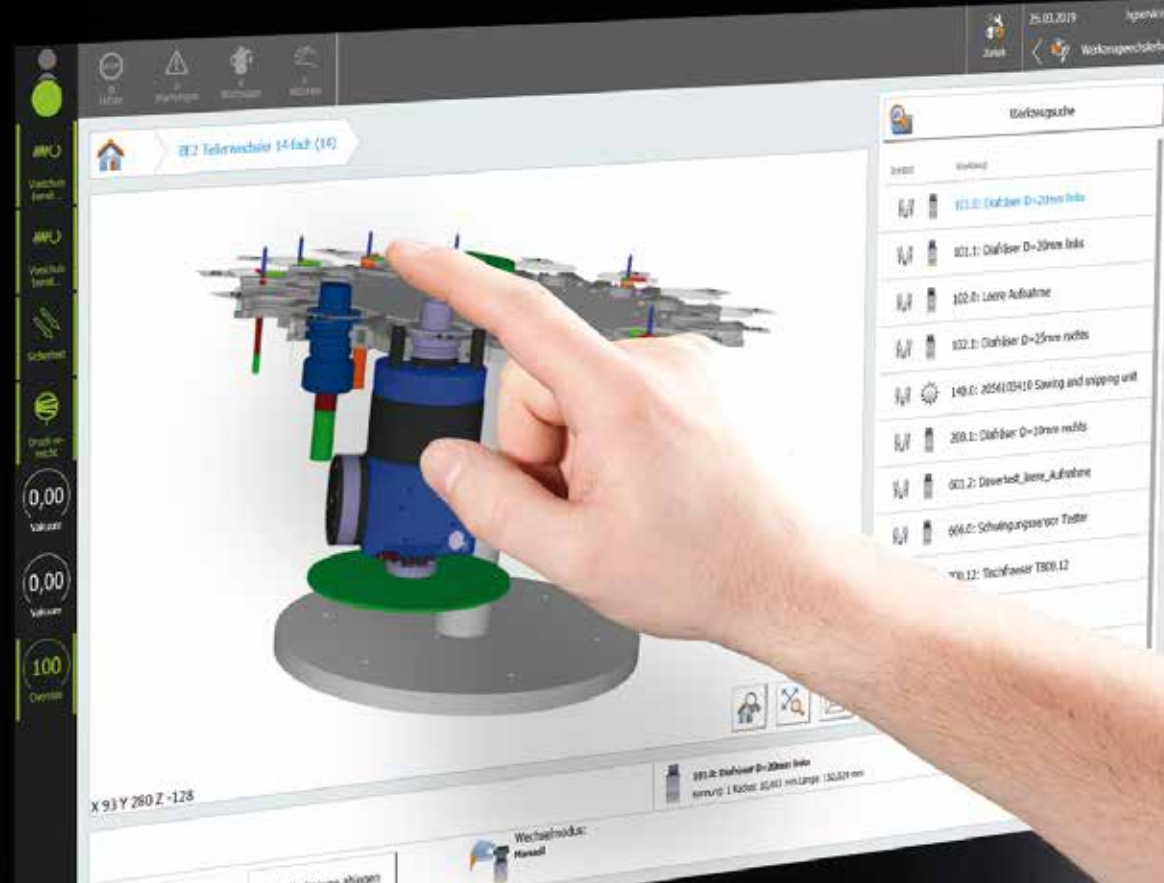
### woodMotion – processing simulation of programs

- Graphic simulation of the CNC program on the workstation PC
- Optimal program preparation as running-in periods on the machine are reduced
- Simulation of 5-axis processing including material removal
- Display of the actual processing times and collision monitoring between tool and clamping elements



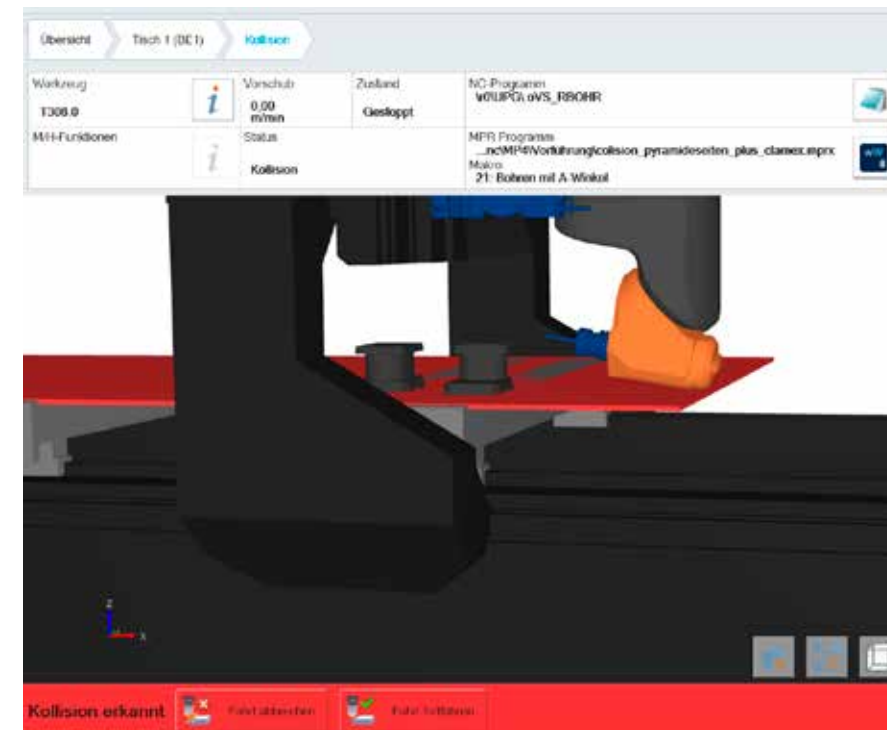
**More information**  
you find on our website in the brochure  
»Software from the HOMAG«





#### powerTouch PC87 with full touch operation

- 3D view of the machine bed, consoles, suction unit and workpiece
- Simple assignment using drag & drop
- Saving and loading of complete assignment situations
- Automatic location-specific suction unit recommendation with selectable suction unit types
- Manual clamping equipment positioning using touch under consideration of all travel areas



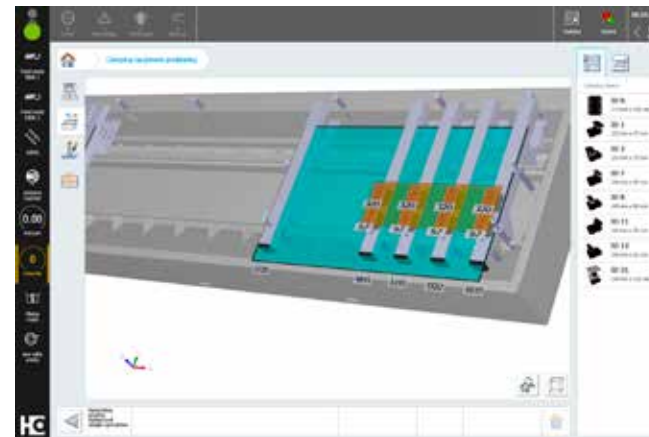
#### collisionControl – permanent security for your machine

- Monitors for potential collisions between machine components and clamping equipment during processing
- The machine stops automatically in the event of an imminent crash situation
- The crash situation is displayed as a snapshot with colored collision bodies
- The machine is displayed as an active 3D model in live mode



#### Slot assignment

- Can be operated completely by touch
- Simple assignment using drag & drop
- Preview of the woodWOP programs as a miniature view
- Assignment of parts with different thicknesses
- Saving and loading of complete assignment situations
- 3D view can be freely rotated
- 3D representation of machine bed, consoles, stop cylinders, suction unit and clamp, workpiece and processing



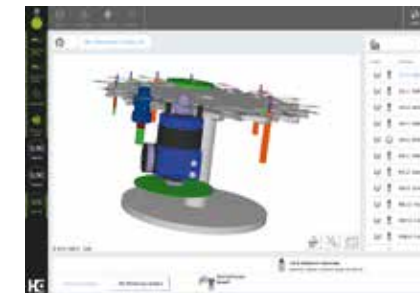
#### Automatic suction unit recommendation for workpiece or entire table

- Suction unit recommendation with preselection of suction unit types
- Processing tracks as an aid for positioning clamping equipment
- Manual clamping equipment positioning using touch under consideration of all travel areas
- Check of suction units already included in the woodWOP program
- Warning when suction units are not in the correct position



#### woodScout – help in your language

- Optional powerful diagnostic system
- Graphically supported troubleshooting instructions
- Clear plain-text error messages in different languages
- Learning system through own assignment of causes and measures



#### Graphic tool data base


- Dimensioned graphics for easy setup and management of tools and aggregates
- 3D representation of the tools and units
- Graphic setup of the tool changer using drag & drop



#### Machine data acquisition MMR – for a productive environment

- Record quantities and actual operating times on the machine
- Integrated maintenance instructions for optimum time and quantity-based planning, as well as performing maintenance
- Optional professional version allows detailed breakdown and logging of the recorded data





## Comprehensive safety concept

Safety first – because operator's safety is our highest priority

**1** Safety fencing with free access from front

**2** Front-mounted dual light barriers on each side of the machine


**3** Optimal view with a large window to ensure maximum protection for the operator

**4** Tower light indicates the status of the machine operation


**5** No obstructive safety mats




# Handling



4 piece loading




2 piece loading




Single-field operation



Maximum clearance 2,130 mm



Maximum loadable workpiece width 2,100 mm

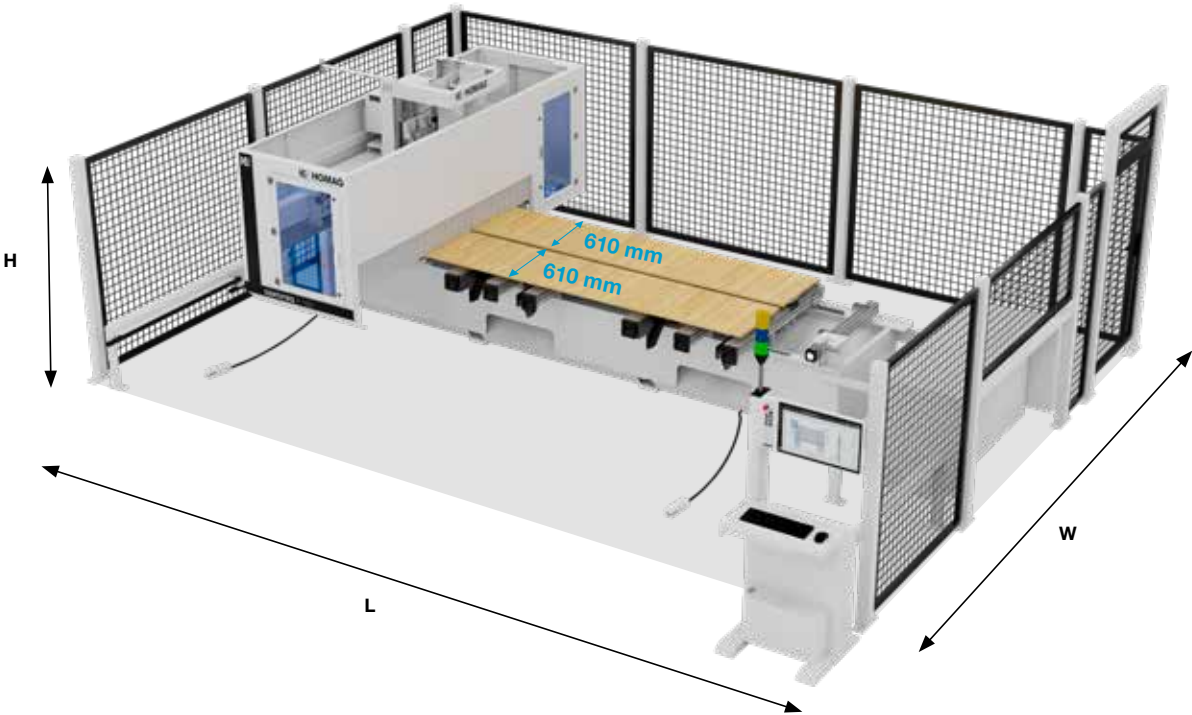


Routing up to 1,600 mm in Y-direction





Technical data

CENTATEQ P-100							
Technical Data		3-/4-axis			5-axis		
		X	Y	Z	X	Y	Z
Working field (XYZ)	mm	3,250	1,600	100	3,100	1,600	150
Routing ( Ø =25 mm) (XYZ)	mm	3,250	1,600	100	3,100	1,600	150
Drilling	mm	3,250	1,355		3,100	1,285	
2-field operation (X)	mm	1,500			1,400		
Electrical connection		Voltage 400 V   50 Hz   3 phases			Voltage 400 V   50 Hz   3 phases		
Speed	m/min	65	50	20	45	35	15
Compressed air connection	inch	R 1/2			R 1/2		
Compressed air required	bar	7			7		
Dust extraction port	mm	200			200		
Dust extraction volume	m³/h	min. 3,170			min. 3,170		
Total machine weight	Kg	approx 3,300			approx 4,500		
Total connected load	kW	12			17.5		
Switch cabinet L-W-H	mm	1,560-480-745			1,560-480-745		



INSTALLATION DIMENSIONS			
Model	L	W	H
3/4-axis	6,569	4,852	2,543
5-axis	6,820	5,018	2,543

SUMMARY: CONFIGURATION (STANDARD / OPTIONAL)					
	Spindle	C-axis	5th axis		
				10 station linear	8 station rotary
Model					
3-/4-axis	Air cooled	+	–	+	✓
5-axis	Liquid cooled Drive 5CS *	–	✓	✓	✓

SUMMARY: CONFIGURATION (STANDARD / OPTIONAL)					
Drilling Gear					Laser cross hair
Vertical	Horizontal in X	Horizontal in Y	Grooving saw details	Feature Type	
					
V8	H4	H2	Ø 100, X	✓	
V12	H4	H4	Ø 100, X	+	
V21	H6	H2	Ø 125, X-Y	+	✓
V8	H4	H2	Ø 100, X	✓	✓
V12	H4	H4	Ø 100, X	+	
V21	H6	H2	Ø 125, X-Y	+	
LEGENDE					
Standard					✓
Optional					+



# VALYOU

Our Mission, Your Performance.

## Apps and digital assistants.

Quick and easy support in your machine environment.

Some people still use pen and paper to create their cutting patterns. But they look at their smartphone if they want to know what the weather is like – instead of looking out of the window. We asked ourselves: why not combine the best of both? Our apps and digital solutions make your everyday work easier: machines, material, tools, cutting patterns, components – you always have everything in your pocket or on your desk.

More information at  
[digital.homag.com](https://digital.homag.com)



### WE HAVE DEVELOPED POWERFUL AND SMART SOLUTIONS FOR YOU:

- ✓ Always low investment
- ✓ Always up to date (no updates necessary)
- ✓ Always easy to use (no complex software)
- ✓ Always helpful

CREATE DATA

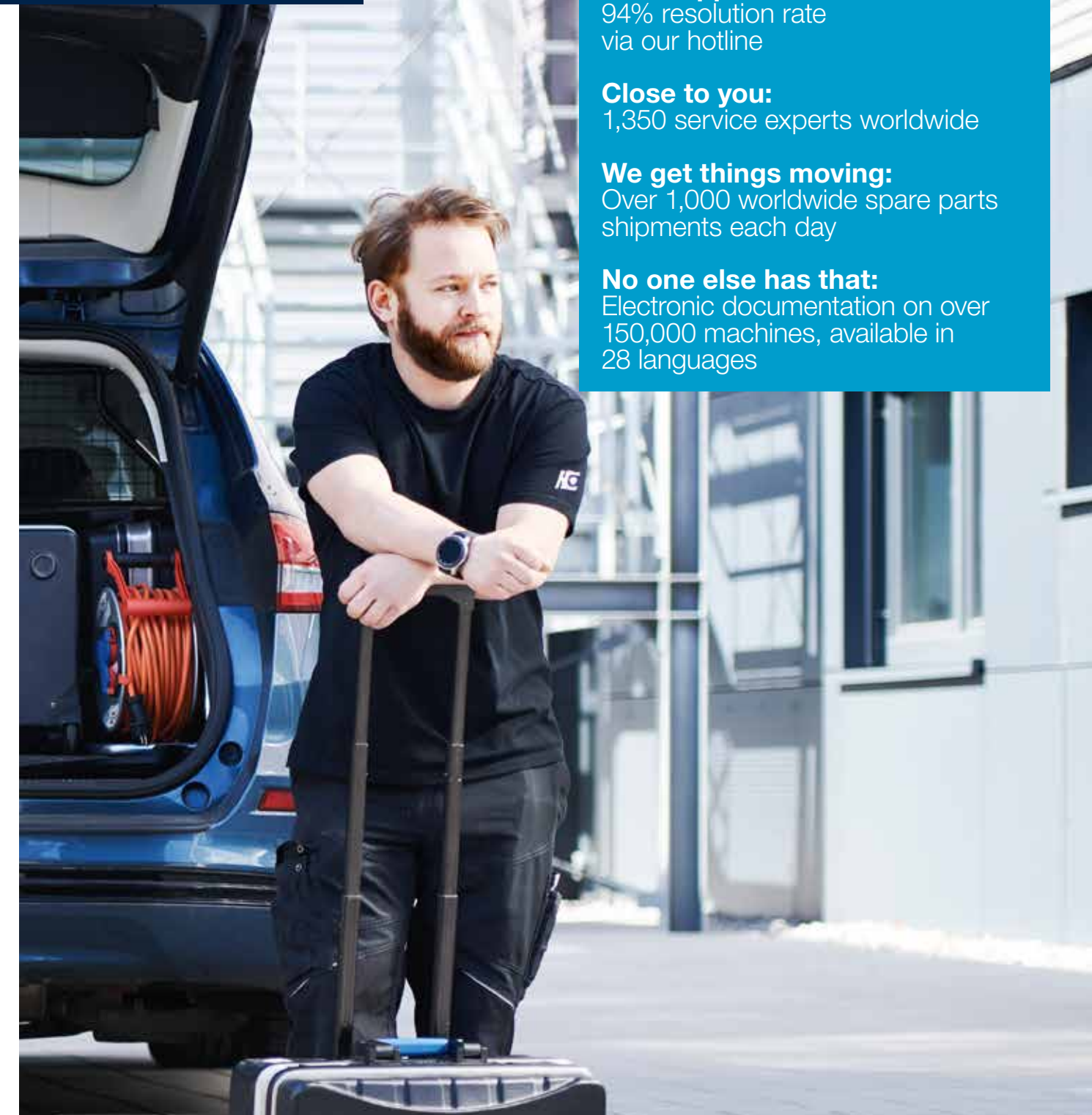
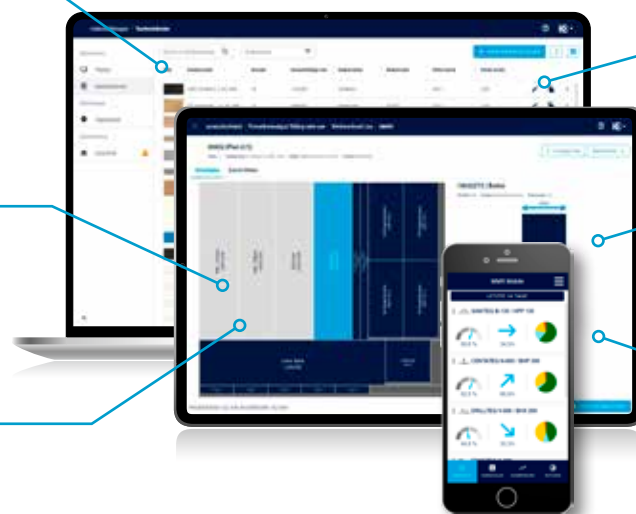
ORGANIZE

USE SUPPORT

OPTIMIZE CUTTING

MANAGE MATERIAL

OPTIMIZE NESTING



**Fast support:**  
94% resolution rate  
via our hotline

**Close to you:**  
1,350 service experts worldwide

**We get things moving:**  
Over 1,000 worldwide spare parts  
shipments each day

**No one else has that:**  
Electronic documentation on over  
150,000 machines, available in  
28 languages

## LIFE CYCLE SERVICES

**Improved performance, more efficient processes, faster help, assurance of availability and smarter working.**

VAL YOU comes from VALUE ADDED. Our objective is derived from this name: We create added value for your business by helping you get the most out of your processes. Every day.





**HOMAG Group AG**

[info@homag.com](mailto:info@homag.com)  
[www.homag.com](http://www.homag.com)

**YOUR SOLUTION**